


Los Madrigal



ENCANTO

Making Good & Necessary Trouble



Tuesday, July 5th, 2022

Xylophone



Materials:

- 5 Cardboard tubes (paper towel rolls and toilet paper rolls)
- 10 Rubber bands
- Yarn
- Scissors
- Markers and Crayons

Instructions:

1. Cut the cardboard tubes into 5 different lengths with 1 inch difference between each tube.
2. Start with your two smallest tubes and use a rubber band to fasten them together.
3. Put the rubber band around one tube, twist it (so it makes a figure 8) and put the other loop around the next tube.
4. Hold them in place and put another rubber band around the two tubes the same way.
5. Then, add the next biggest tube using the same method with the rubber bands.
6. Keep going until you've added all of your tubes
7. Next, use your yarn, ribbon, or embroidery floss to weave in and out of your xylophone tubes for decoration.


[Click for More Information](#)

Los Madrigal



ENCANTO

Making Good & Necessary Trouble



Wednesday, July 6th, 2022

Maracas



[Click for More Information](#)

Materials:

- 2 Plastic egg
- 4 plastic spoons
- Rice or dry beans
- Tape
- Markers
- Crayons
- Stickers

Instructions:


1. Fill your plastic egg halfway with rice or dry beans.
2. Put your egg between your 2 spoons and tape at the top and bottom.
3. Decorate your maracas with a theme or similar design.
4. Shake the maracas. Does a rice maraca sound different from the bean maraca?

Los Madrigal




ENCANTO

Making Good & Necessary Trouble



Thursday, July 7th, 2022

Straw Flute



[Click for More Information](#)

Materials:

- 8 Straws
- Scissors
- Rulers
- Tape

Instructions:


1. Use scissors to cut each straw into 8 different sizes with one inch difference between each length
2. Use a ruler to measure and cut your straws to the right size.
3. Place the straws in order from tallest to shortest.
4. Make sure all 8 straws are even at the top.
5. Carefully tape the straws together on both sides.
6. Blow into the straws and see what happens!

Los Madrigal



ENCANTO

Making Good & Necessary Trouble



Friday, July 8th, 2022

Banjo (Pick One)



[Click for More Information](#)

Materials:

- Jumbo popsicles
- Loom bands
- Scissors
- Round tops (Peanut butter or mason jar lids)

Instructions:


1. Put rubber bands around the mason jar or peanut butter jar lid
2. Tape the rubber bands in place
3. Decorate your popsicle stick.
4. Cut the round end off one side of the popsicle stick.
5. Tape the popsicle stick behind the rubber bands in the back of the banjo.

Los Madrigal



ENCANTO

Making Good & Necessary Trouble



Friday, July 8th, 2022

Bongos (Pick One)



Materials:

- Balloons
- Rubber bands
- 2 Aluminum Cans/empty canisters
- Construction paper
- Glue
- Decoration
- Fun duct tape

Instructions:

1. Cut the necks of the two balloons
2. Stretch the balloons over the top of the two canisters
3. Use the duct tape to tape the balloons around the canister and seal it in place
4. Experiment by tapping the bongos!
5. Wrap around the aluminum cans/empty canisters

[Click for More Information](#)